

BRONZE Y STRAINER FEMALE BSP ACS MESH TYPE GAS

Bronze Y strainer for water distribution and watering, non-corrosives fluids and compressed air.

Mesh 300 μ type gas with stainless steel AISI 304 screen.

PTFE gasket.

Suitable for drinking water thanks to the ACS certificate.



Size : DN3/8" to DN4"

Connection : Female BSP

Min Temperature : -10°C

Max Temperature : +110°C

Max Pressure : 16 Bars up to DN2"

Specifications : For drinking water (ACS and WRAS)

Removable stainless steel filter

Mesh 300 μ type gas

Materials : Bronze body

BRONZE Y STRAINER FEMALE BSP ACS MESH TYPE GAS

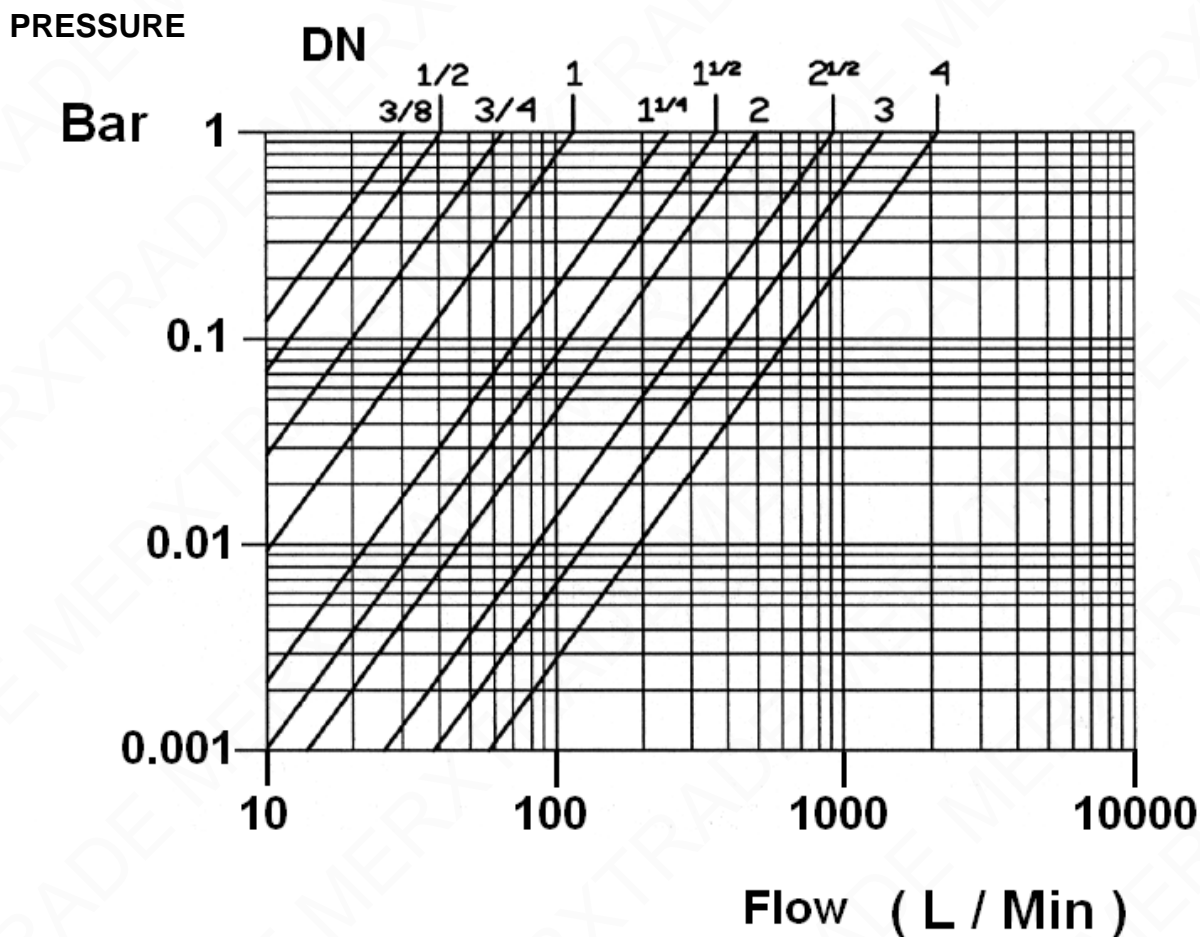
SPECIFICATIONS :

- Removable stainless steel filter
- Female / female type
- Horizontal or vertical position with descendant fluid (respect the flow direction indicated by the arrow)
- Mesh 3/10° mm (300 µ)

USE :

- Water distribution and watering, non-corrosives fluids and compressed air
- Min Temperature Ts : - 10°C
- Max Temperature Ts :+ 110°C
- Max Pressure Ps : 16 bars up to DN 2" , 10 bars over

HEAD LOSS GRAPH :

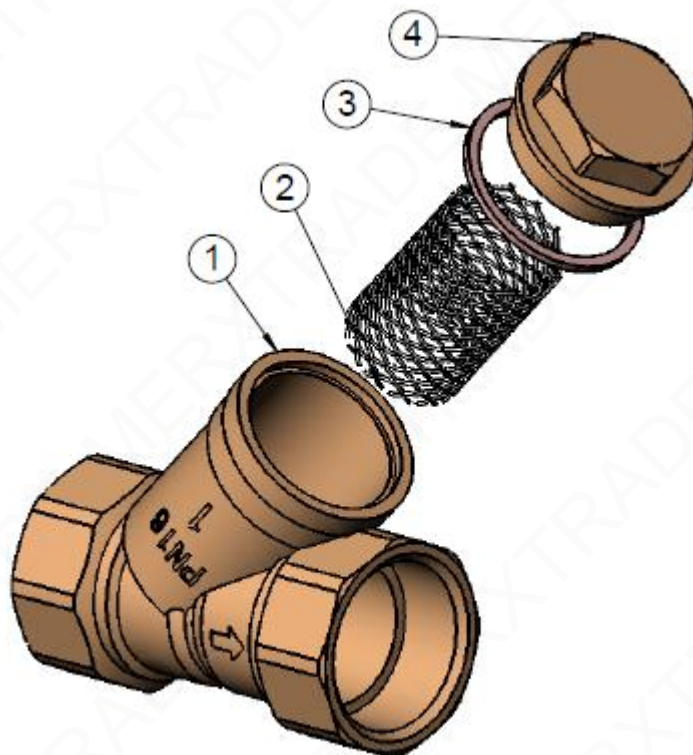


BRONZE Y STRAINER FEMALE BSP ACS MESH TYPE GAS

RANGE :

- Bronze Y strainer threaded female BSP cylindrical from DN 3/8" to DN 4" for Ref. 203

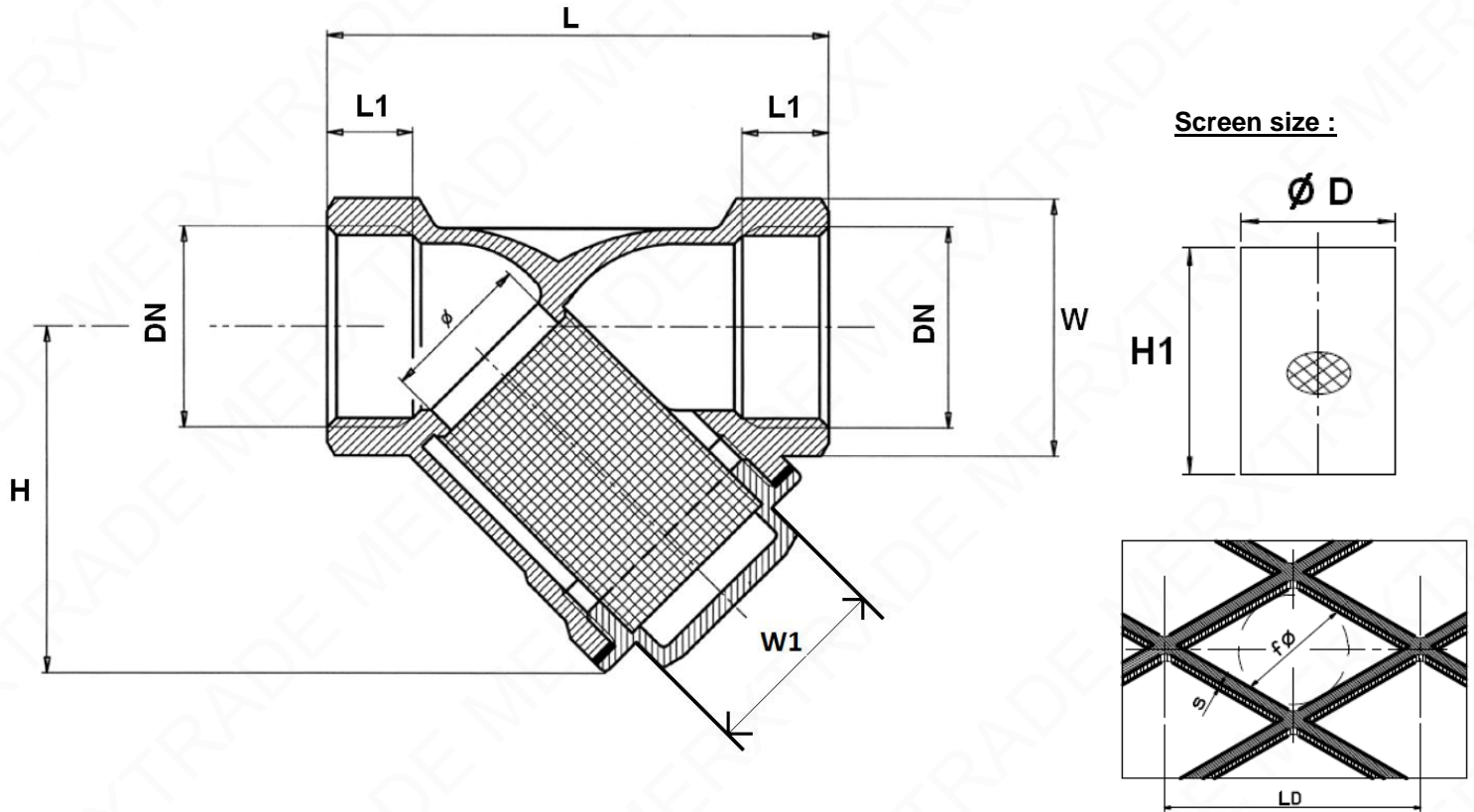
MATERIALS :



Item	Designation	Materials
1	Body	Bronze CuSn5Zn5Pb2-B (CB499K)
2	Filter	AISI 304
3	Gasket	PTFE
4	Cap	Brass CW617N according to EN12165

BRONZE Y STRAINER FEMALE BSP ACS MESH TYPE GAS

SIZE (in mm) :



DN	3/8"	1/2"	3/4"	1"	1"1/4	1"1/2	2"	2"1/2	3"	4"
Ø	12	15	20	25	32	40	50	65	78	98
L	55	59	69	82	99	109	131	151	172	219
L1	10	11	12	14	17	17	19	21	21	24
H	40	44	50.5	60	73	80	98	114	130	170
W (on flat)	22	26	32	38	48	52	66	82	96	124
W1 (on flat)	21	22	26	31	38	42	49	59	71	101
Ø D	18	19	25	30	38	43	58	66	77	100
H1	29.5	32	39	46	55	61.5	75.5	90	105	139
Mesh (Øf)	0.3									
S	0.15									
LD	1									
Weight (in Kg)	0.18	0.22	0.3	0.44	0.7	0.86	1.62	2.2	3.44	7.7

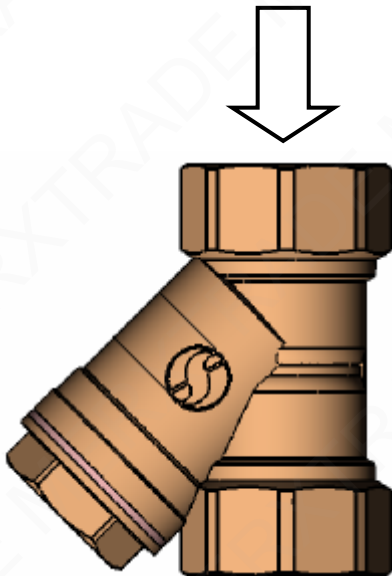
BRONZE Y STRAINER FEMALE BSP ACS MESH TYPE GAS

STANDARDS :

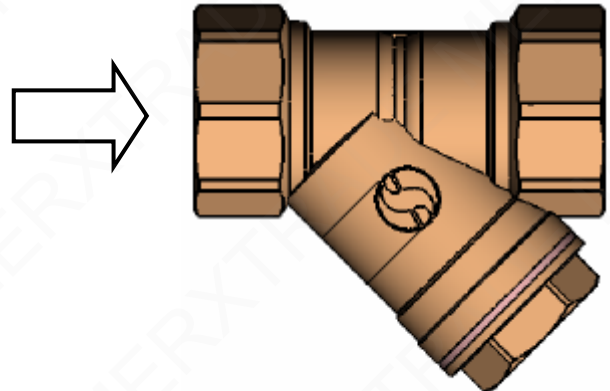
- Manufacturer certified ISO 9001 : 2015
- DIRECTIVE 2014/68/EU : Products excluded from directive (Article 4, § 3)
- French water agreement **A.C.S. N° 19 ACC LY 342**
- Threaded female BSP cylindrical ends according to ISO 228/1

INSTALLATION POSITIONS :

Vertical position (descendand fluid)



Horizontal position



ADVICE : Our opinion and our advice are not guaranteed and merxtrade shall not be liable for the consequences of damages.
The customer must check the right choice of the products with the real service conditions.

BRONZE Y STRAINER FEMALE BSP ACS MESH TYPE GAS

INSTALLATION INSTRUCTIONS

GENERAL GUIDELINES :

- Ensure that the strainers to be used are appropriate for the conditions of the installation (type of fluid, pressure and temperature).
- Be sure to have enough valves to be able to isolate the sections of piping as well as the appropriate equipment for maintenance and repair.
- Ensure that the strainers to be installed are of correct strength to be able to support the capacity of their usage.
- **Installation of all circuits should ensure that their function can be automatically tested on a regular basis (at least two times a year).**

INSTALLATION INSTRUCTIONS :

- **Before installing the strainers, clean and remove any objects from the pipes** (in particular bits of sealing and metal) which could obstruct and block the strainers.
- **Ensure that both connecting pipes either side of the strainer (upstream and downstream) are aligned (if they're not, the strainer may not work correctly).**
- **Make sure that the two sections of the pipe (upstream and downstream) match, the strainer unit will not absorb any gaps. Any distortions in the pipes may affect the tightness of the connection, the working of the strainer and can even cause a rupture.** To be sure, place the kit in position to ensure the assembling will work.
- The theoretical lengths given by ISO/R7 for the tapping are typically longer than required, the length of the thread should be limited, and **check that the end of the tube does not press right up to the head of the thread.**
- **Never use a vice to tighten the fixings of the strainer.**
- **If sections of piping do not have their final support in place, they should be temporarily fixed. This is to avoid unnecessary strain on the strainer.**
- **Fluids in the strainer must not contain solid objects (it could damaged the seat).**