



MXT-8875200000

Aluminium Tank Vent Check Valves CM


WINEL



- /// Slim line small design
- /// Seawater resistant aluminium alloy ALMG4.5
- /// High flow capacity
- /// Type approved by all classifications
- /// Mutual Recognition Type Approval Certificate
- /// Light Weight, high performance
- /// Strong Alloy structured

Mutual Recognition Type Approval Certificate;
This is to certify that these product(s) has/have been tested with satisfactory results in accordance with the relevant requirements of the European Union Recognised Organisations Mutual Recognition procedure for Type Approval (ABS, DNV/GL, LR, BV, CCS, KR/KRS, NK/ClassNK, PRS, RINA, RINA VE, RMRS/RS).

Product specification



- Type CM - Cylindrical Model
- Sizes: DN40 - DN450

Standard type

- Seawater resistant Aluminium Alloy
- Material: Aluminium Almg4.5
- Thickness according IACS rules
- Floater; PE float Ball
- Flange hole pattern DIN2576 PN10
- Flange hole pattern JIS5K
- Flange hole pattern ANSI 150 lbs
- High Liquid Flow
- High Air inlet flow
- Type approved

Options

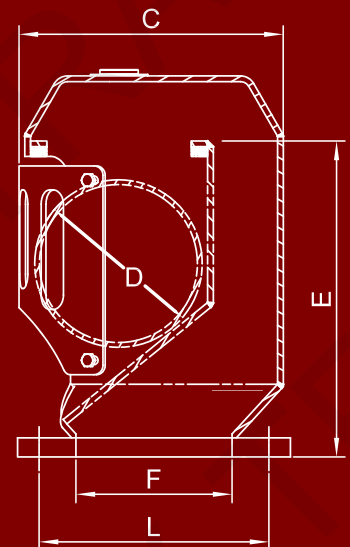
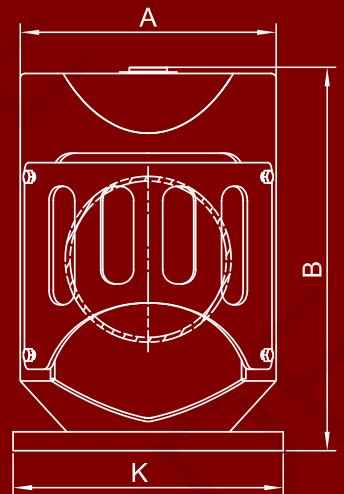
- Stainless Steel Screen
- Other flange connections
- Coating
- Powder Coating

DIN 2576 PN10

DN	40	50	65	80	100	125	150
A	121	121	144	164	197	232	270
B	218	215	245	272	317	359	405
C	115	115	138	162	200	231	276
D	60	60	75	90	120	145	175
E	183	181	203	221	258	293	330
F	49	70	80	100	113	138	163
K	150	165	185	200	220	250	285
L stc	110	125	145	160	180	210	240
L boltholes	4/ Ø18	4/ Ø18	4/ Ø18	8/ Ø18	8/ Ø18	8/ Ø18	8/ Ø22
Weight/kgs	2,4	2,6	3,5	4,2	6	8,2	10,9
Flow at 0,25 bar * [m3/h]	22,7	22,75	34,1	58,5	86	127,9	190
Flow at 0,25 bar ** [m3/h]	22,7	22,75	34,1	58,5	96	135	210
Max Air Flow [m/sec]	37,2	17,5	13,5	14,2	10,3	10,8	8,8
Max Air Flow [m3/h]	168	124	161	257	291	477	560

* with screen / ** without screen

DN	175	200	250	300	350	400	450
A	302	342	430	560	640	722	750
B	443	487	612	774	867	971	1094
C	306	346	436	566	646	728	756
D	200	227	300	360	400	480	500
E	360	396	480	602	679	770	870
F	188	213	252	308	363	413	463
K	315	340	395	445	505	565	615
L stc	270	295	350	400	460	515	565
L boltholes	8/ Ø22	8/ Ø22	12/ Ø22	12/ Ø22	16/ Ø22	16/ Ø26	20/ Ø26
Weight/kgs	14,3	17,8	28,9	58,4	77,9	99,7	117,6
Flow at 0,25 bar * [m3/h]	251,9	259,1	417,6	687,4	930	1171	1452
Flow at 0,25 bar ** [m3/h]	260	370	430	800	1030	1299	1457
Max Air Flow [m/sec]	10,8	9,0	10,6	15,8	13,8	14,5	12,8
Max Air Flow [m3/h]	935	1018	1873	4021	4780	6560	7329



(all sizes in mm)